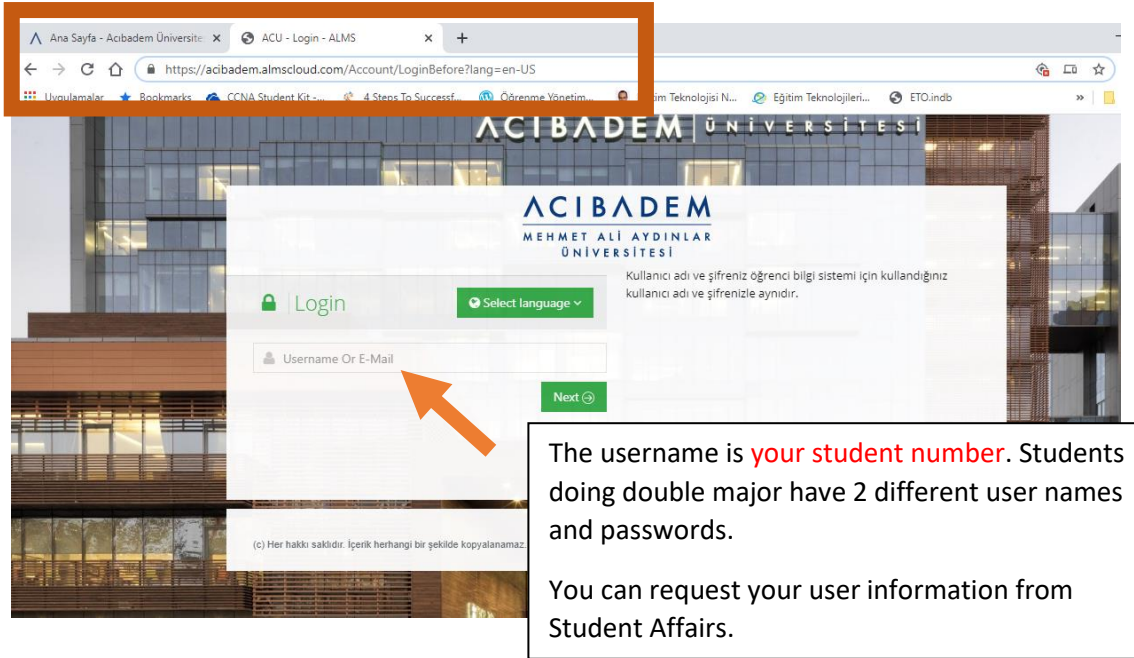




# LEARNING MANAGEMENT SYSTEM (EYS/LMS)

VIRTUAL CLASS USER MANUAL

You should log into EYS from [eys.acibadem.edu.tr](https://eys.acibadem.edu.tr) with the user account information that you use for the Student Information System (OBS).

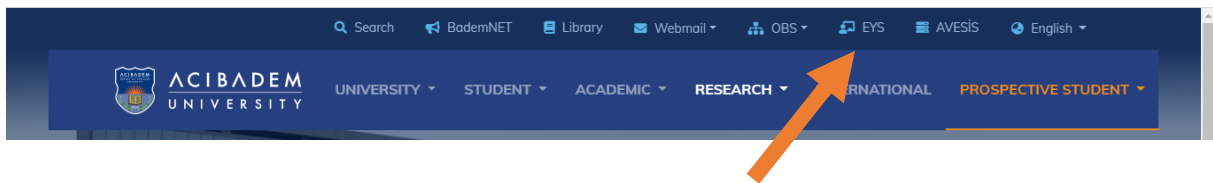


The screenshot shows the login page of ACIBADEM MEHMET ALI AYDINLAR ÜNİVERSİTESİ. The browser address bar is highlighted with an orange box, showing the URL: <https://acibadem.almscloud.com/Account/LoginBefore?lang=en-US>. The login form has a field labeled "Username Or E-Mail" with an orange arrow pointing to it. A text box on the right contains the following text:

The username is **your student number**. Students doing double major have 2 different user names and passwords.

You can request your user information from Student Affairs.

You may also log into the system by using “EYS” quick access link.




When you change your OBS password, your EYS password will automatically change.

# Homepage

On the home page you can see the lists of your activities that will begin soon, your lessons and deadlines of your assignments.

## My Upcoming Activities

You can see your upcoming activities below.















 Virtual Class	deneme / inferior shoulder dislocation - Prof.Dr.Zeynep Güven	Begin Thursday, March 26, 2020 3:00 PM
---	---	--

## My Deadlines

The following are your approaching deadlines

 Assignment	FZT 328 - Pulmoner Hastalıklar ve Rehabilitasyonu / Ödev 3	Tuesday, March 31, 2020 5:00 PM
 Assignment	ING 302 - İngilizce VI / Modals	Sunday, March 29, 2020 11:59 PM
 Assignment	ING 302 - İngilizce VI / Modals2	Sunday, March 29, 2020 11:59 PM
 Assignment	ING 302 - İngilizce VI / Modals3	Sunday, March 29, 2020 11:59 PM
 Assignment	FZT 306 - Ortopedik Hastalıklar ve Rehabilitasyonu II / ödev skolyoz	Friday, March 27, 2020 3:00 PM
 Assignment	FZT 308 - Romatolojik Hastalıklar ve Rehabilitasyonu I / ödev	Friday, March 27, 2020 3:00 PM

When you click on the "My Courses" tab in the left menu, all your courses taken during the semester will be listed. Your courses, approved by your advisors during the course registration week, will also appear actively in EYS.

Course	Instructors	Start Time	End Time	Progress
FZT 302 - Rehabilitasyon Yöntemleri II		2/9/2020	5/17/2020	
FZT 304 - Nörolojik Hastalıklar ve Rehabilitasyonu II		2/9/2020	5/17/2020	
FZT 306 - Ortopedik Hastalıklar ve Rehabilitasyonu II		2/9/2020	5/17/2020	
FZT 308 - Romatolojik Hastalıklar ve Rehabilitasyonu I		2/9/2020	5/17/2020	
FZT 310 - Pediatrik Hastalıklar ve Rehabilitasyonu II		2/9/2020	5/17/2020	
FZT 314 - Ortez-Protez Rehabilitasyonu		2/9/2020	5/17/2020	
FZT 320 - Fizyoterapide Özel		2/9/2020	5/17/2020	

You can see your overall completion percentages of the lessons in the activity progress part.

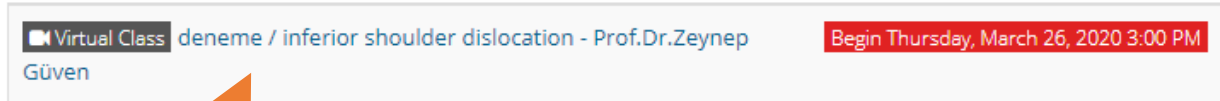
Since there may be activities in the coming weeks, even if you finish the existing activities, it will not appear 100%.

# Connecting live to a virtual class

You may find the virtual class activity planned by the course lecturer in the “upcoming activities” part on homepage.

## My Upcoming Activities

You can see your upcoming activities below.



The screenshot shows a list of upcoming activities. The first entry is a 'Virtual Class' titled 'deneme / inferior shoulder dislocation - Prof.Dr.Zeynep Güven'. To the right of this entry, there is a red box indicating the start time: 'Begin Thursday, March 26, 2020 3:00 PM'. An orange arrow points from a text box below to the 'Virtual Class' icon.

When the start time of the virtual class listed in “my upcoming activities” comes, you can join the class live by clicking on it.

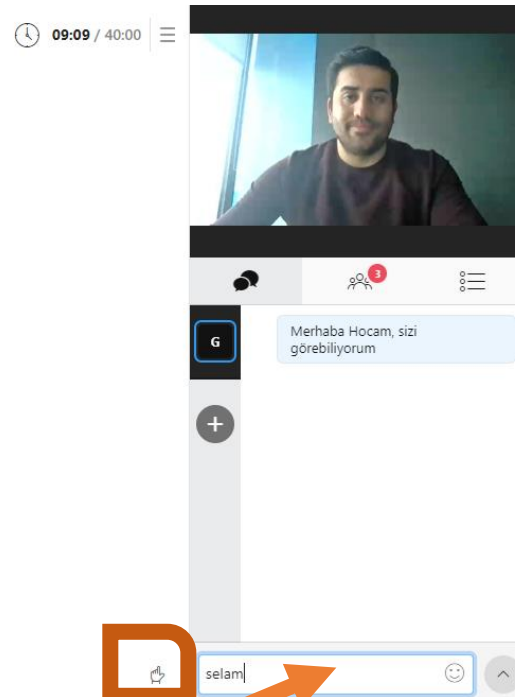
When you enter the virtual class, the following screen will open. You can see the image of the instructor and hear his/her voice.



By clicking on the icon that is shown, you can ask for permission to speak.

Upon the course lecturer’s permission, your camera and microphone will be turned on.

All online participants will be able to see you and hear your voice.



The screenshot shows a virtual class interface. At the top, there is a clock showing '09:09 / 40:00'. Below the clock is a video feed of the instructor. Underneath the video feed, there are icons for chat, mute, and video. A chat message is visible: 'Merhaba Hocam, sizi görebiliyorum'. At the bottom, there is a chat input field with the text 'selam|'. An orange arrow points from a text box below to the chat input field.

You can write your questions on the chatbox.

## What is Learning Management System (LMS) ?

It is an online learning platform where you can access the course documents shared by your instructors for all the courses you have taken during the semester.

You can reach your assignments, readings, videos, useful links, etc. that your instructors share for you. Also, you can take quizzes via the LMS.

## How to Log in LMS ?

You can log in to the LMS from <http://eys.acibadem.edu.tr> with your username and password that you use for student information system (Proliz). The System is available in Turkish and English. You can set the language from the login page.

EYS (Eğitim Yönetim Sistemi) is Turkish abbreviation of LMS.

You can download the notes that your teacher wrote on whiteboard or document during the course by clicking on the "download whiteboard Picture" button.

Mustafa Çavdar Beyaz Tahta Resmini İndir

2 / 5

You can watch the recorded course by entering into that course on the EYS.

Action ▾ 0/4 completed

Tamamlama Kriteri

Ended on Mar 25 2020 2:57 PM

anemi - Yase Virtual Class

Mar 25 2020 1:57 PM

Mar 25 2020 2:57 PM

Action ▾ 0/4 completed

Tamamlama Kriteri

Ended on Mar 25 2020 12:25 PM

denme sana Virtual Class

Mar 25 2020 11:25 AM

Mar 25 2020 12:25 PM