



**HOW TO USE
LEARNING MANAGEMENT
SYSTEM?
(LMS)**

What is Learning Management System (LMS) ?

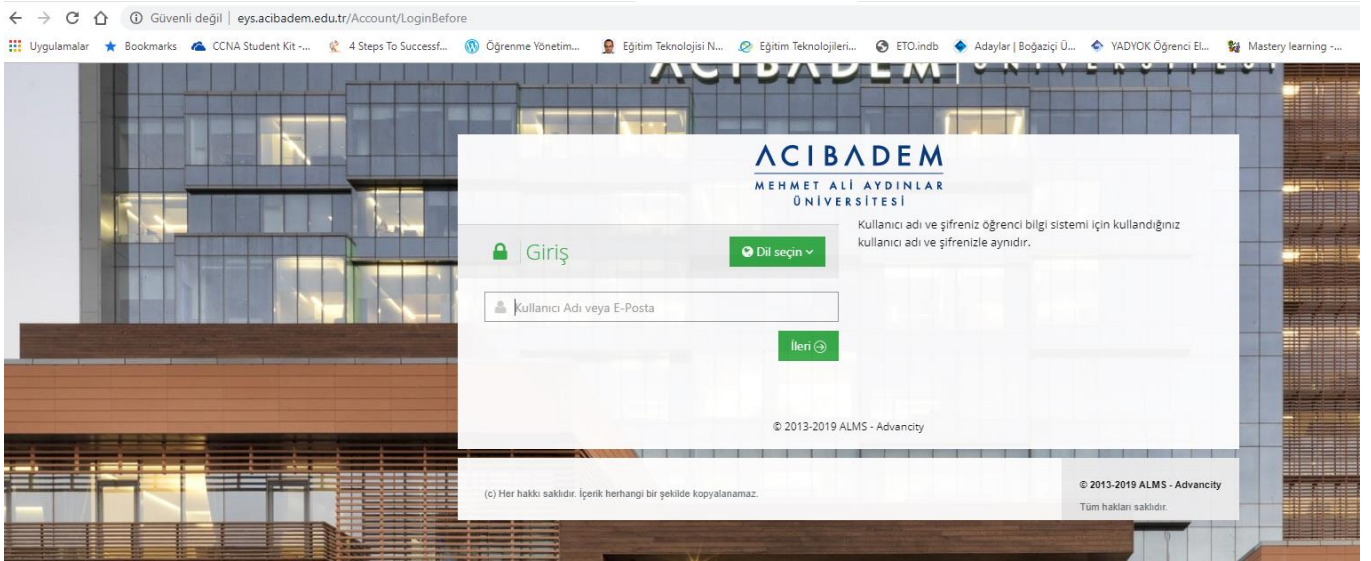
It is an online learning platform where you can access the course documents shared by your instructors for all the courses you have taken during the semester.

You can reach your assignments, readings, videos, useful links, etc. that your instructors share for you. Also, you can take quizzes via the LMS.

How to Log in LMS ?

You can log in to the LMS from <http://eys.acibadem.edu.tr> with your username and password that you use for student information system (Proliz). The System is available in Turkish and English. You can set the language from the login page.

EYS (Eğitim Yönetim Sistemi) is Turkish abbreviation of LMS.



When you change your password in the student information system, your LMS password will also change automatically.

Home Page

When you log in, the homepage opens. The main page contains the “Home, My Courses, Calendar, My Schedule, Communication Tools” on the left-hand menu.

On the right you can see profile information, notifications, announcements, and messages.



19060028 kullanıcı gibi sistemi görüyorsunuz. [Görünümünü değiştir](#)

ACIBADEM
MEHMET ALI AYDINLAR
ÜNİVERSİTESİ

Deniz Tan Dursun

Mesajınız yok.

Anketlerim

Anket bulunmamaktadır.

Yakında Başlayacak Aktivitelerim

Yakında başlayacak aktiviteleriniz bulunmamaktadır.

Son Teslim Tarihlerim

Yakında bir son teslim tarihiniz bulunmamaktadır.

Derslerim

Liste Kart Ders Kataloğu

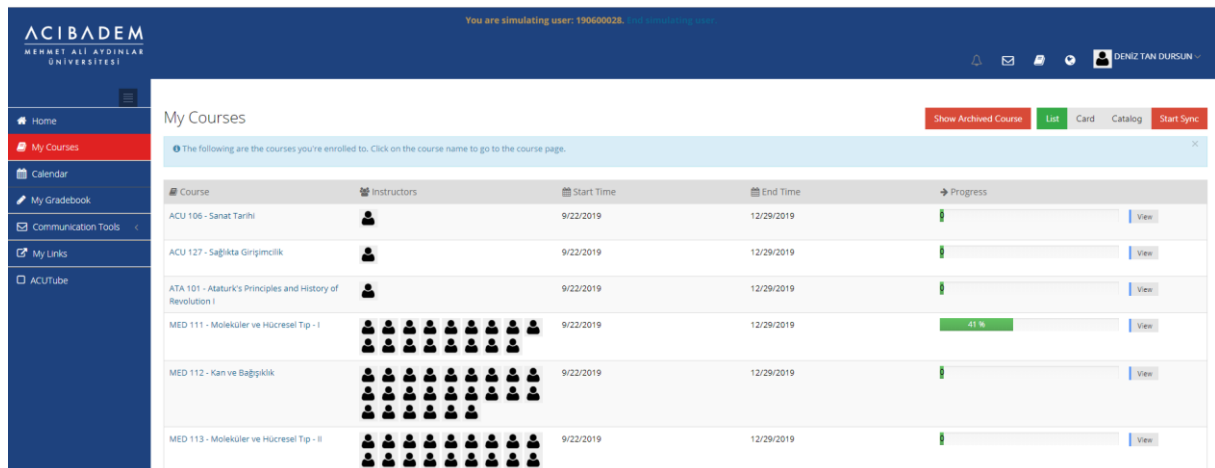
Aşağıda kayıtlı olduğunuz dersler bulunmaktadır. Ders sayfasına gitmek için ders adına ya da görüntüle düğmesine tıklayabilirsiniz.

Duyurular

Bir duyuru bulunmamaktadır.

My Courses

When you click on “My Courses” tab on the left menu, all your courses taken during the semester will be listed. During the course registration week, your courses approved by your advisors will also be active in the LMS.



You are simulating user: 19060028. [Not simulating user](#)

ACIBADEM
MEHMET ALI AYDINLAR
ÜNİVERSİTESİ

Deniz Tan Dursun

Home My Courses Calendar My Gradesbook Communication Tools My Links ACUTube

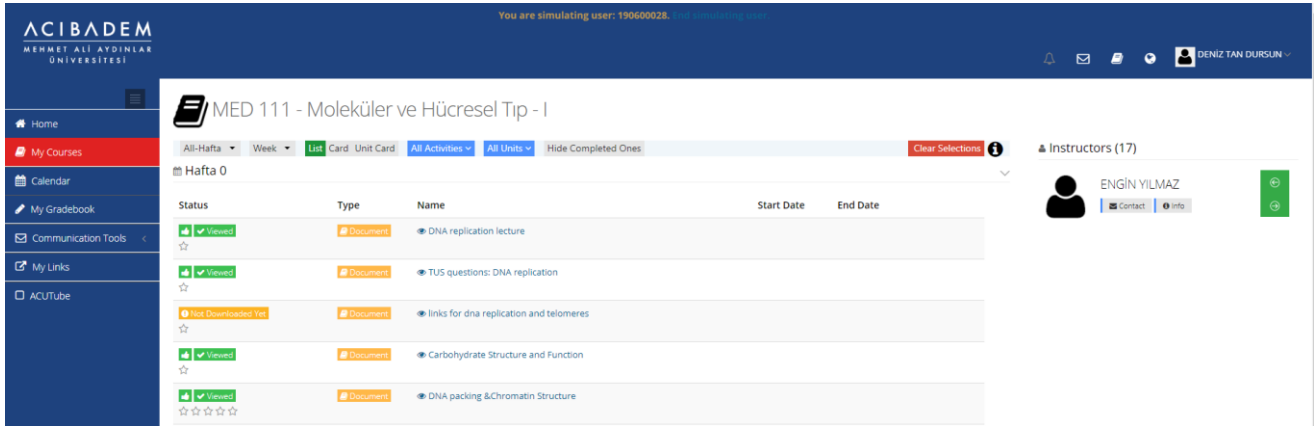
My Courses

Show Archived Course List Card Catalog Start Sync

The following are the courses you're enrolled to. Click on the course name to go to the course page.

Course	Instructors	Start Time	End Time	Progress	View
ACU 106 - Sanat Tarihi		9/22/2019	12/29/2019		View
ACU 127 - Sağlık Girişimcilik		9/22/2019	12/29/2019		View
ATA 101 - Atatürk's Principles and History of Revolution I		9/22/2019	12/29/2019		View
MED 111 - Moleküler ve Hücresel Tıp - I		9/22/2019	12/29/2019	41%	View
MED 112 - Kan ve Bağışıklık		9/22/2019	12/29/2019		View
MED 113 - Moleküler ve Hücresel Tıp - II		9/22/2019	12/29/2019		View

When you click on any of the courses on the list, you can see the documents shared by your instructors.



Mobile Application

There is a mobile application designed for you students so that you can learn from anywhere and anytime. You can download it as “ALMS” from Apple Store and Play Store.



For Android Users :

<https://play.google.com/store/apps/details?id=com.blms.mobile&hl=tr>



For IOS Users :

<https://apps.apple.com/tr/app/alms/id1094307453?l=tr>

After downloading the application, select the institution as “Acıbadem University”. After that, you can log in to LMS.



Contact Information

Educational Technologies Office : A / 8

If you have any question please send e-mail to

egitim.teknolojileri@acibadem.edu.tr

Yüksel Akdoğan – Educational Technologist

e-mail : yuksel.akdogan@acibadem.edu.tr

Phone Number : 0 216 500 43 46

Mustafa Çavdar – Educational Technologist

e-mail : mustafa.cavdar@acibadem.edu.tr

Phone Number : 0 216 500 43 45